

# Supporting Data

## Chitosan-based Interpenetrating Polymeric Network Microgels for Colon-Specific Drug Delivery of 5-Fluorouracil

**K.S.V. Krishna Rao<sup>1</sup>, P. Rama Subba Reddy<sup>1</sup>, K. Madhusudana Rao<sup>2</sup> and Chang-Sik Ha<sup>2\*</sup>**

<sup>1</sup>*Polymer Biomaterial Design and Synthesis Laboratory, Department of Chemistry, Yogi Vemana University, Research Laboratory of Nano-Information Materials, Department of Polymer Science and Engineering, Pusan National University, Busan 609-735, Korea.*

*Corresponding authors*

**\*Dr. K.S.V. Krishna Rao**

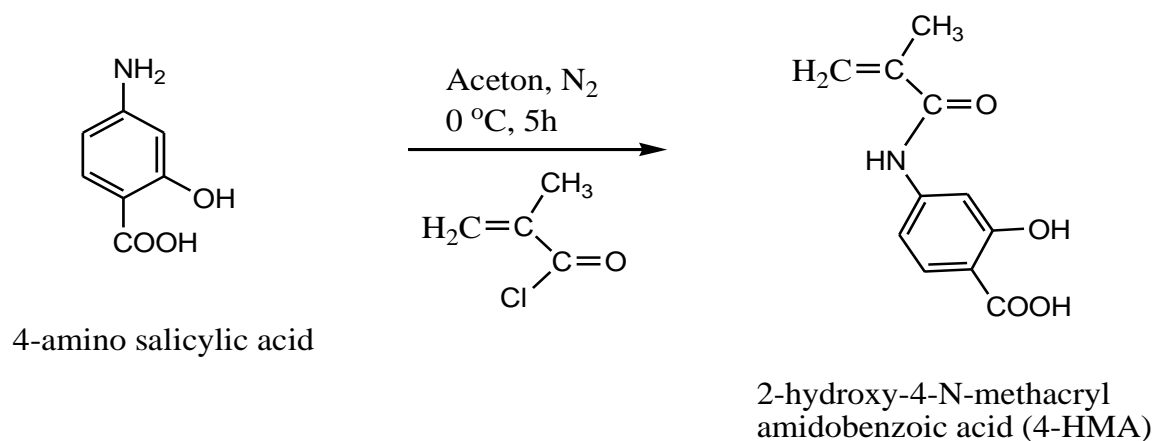
[ksvkr@yogivemanauniversity.ac.in](mailto:ksvkr@yogivemanauniversity.ac.in); Phone: +919704278890

**\*Prof. Chang-Sik Ha**

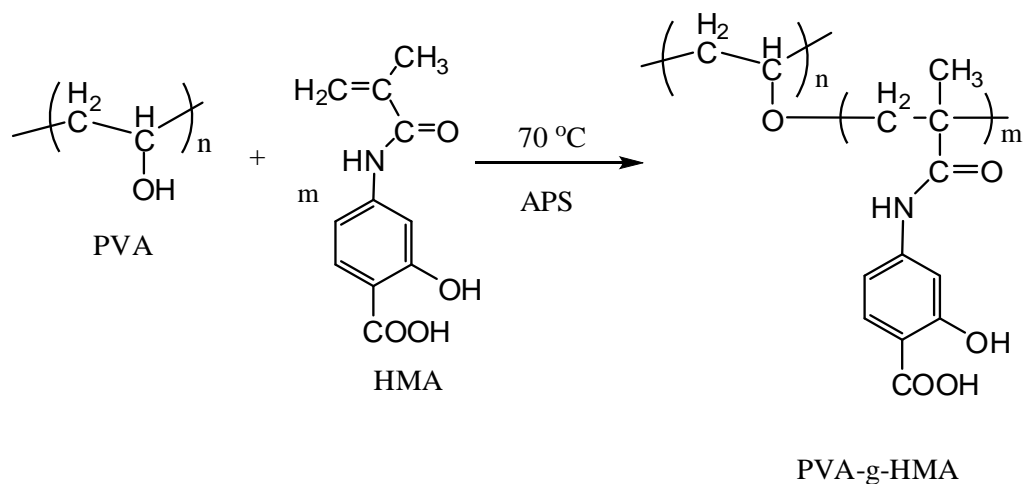
[csha@pnu.edu](mailto:csha@pnu.edu), Phone: +82-51-510-2407, Fax: +82-51-514-4331

**DOI:** 10.22607/IJACS.2018.603006

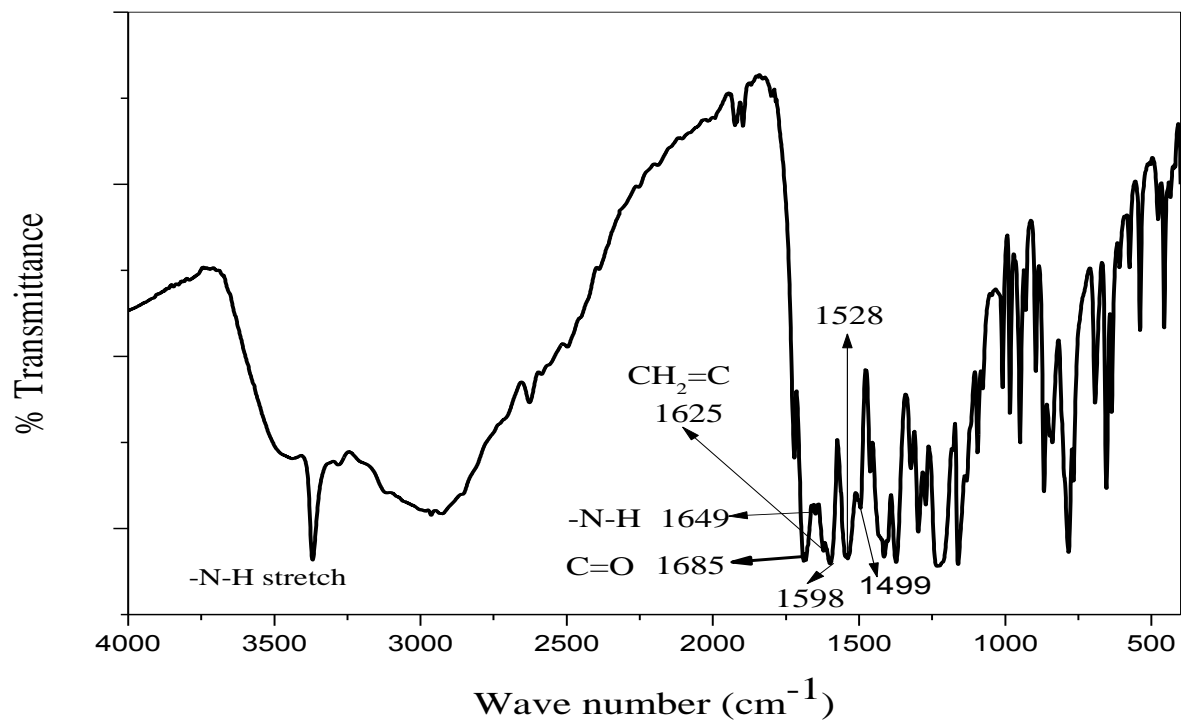
**ISSN NO:** 2320-0898 (p); 2320-0928 (e)



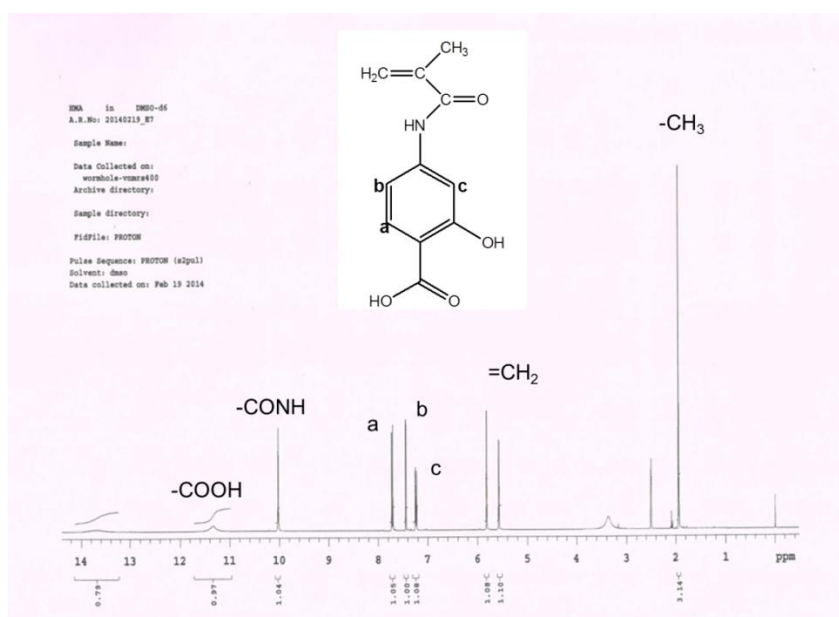
**Scheme S1.** Synthesis of 2-hydroxy-4-N-methacryl amidobenzoic acid (4-HMA).



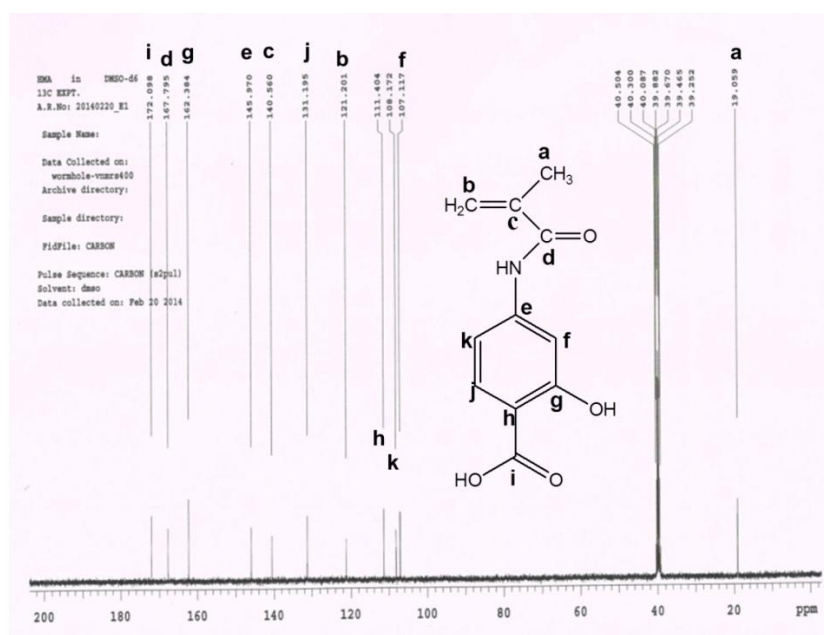
**Scheme S2.** Synthesis of poly(vinyl alcohol)-g-poly(2-hydroxy-4-N-methacryl amidobenzoic acid).



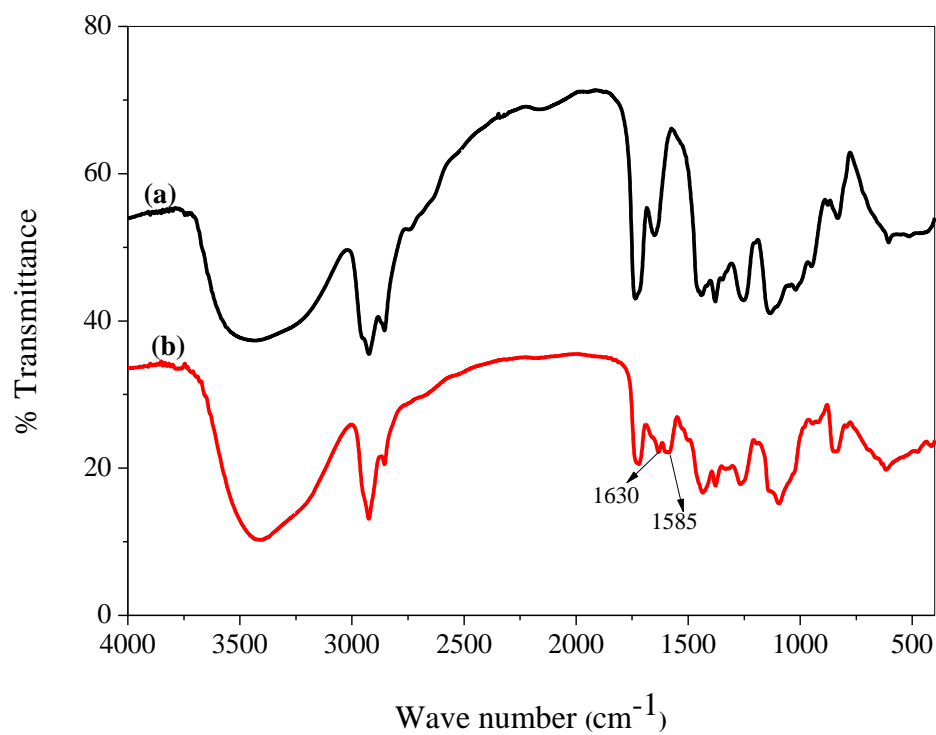
**Fig. S1.** FTIR spectrum of 2-hydroxy-4-N-methylamidobenzoic acid (4-HMA) monomer.



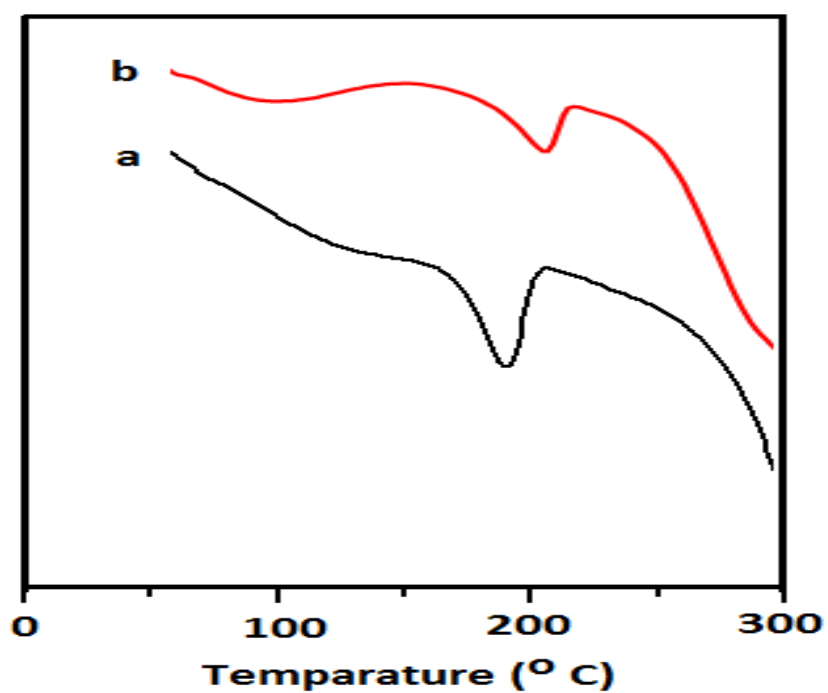
**Fig.S2.** <sup>1</sup>H NMR spectrum of 2-hydroxy-4-N-methylamidobenzoic acid (HMA) monomer



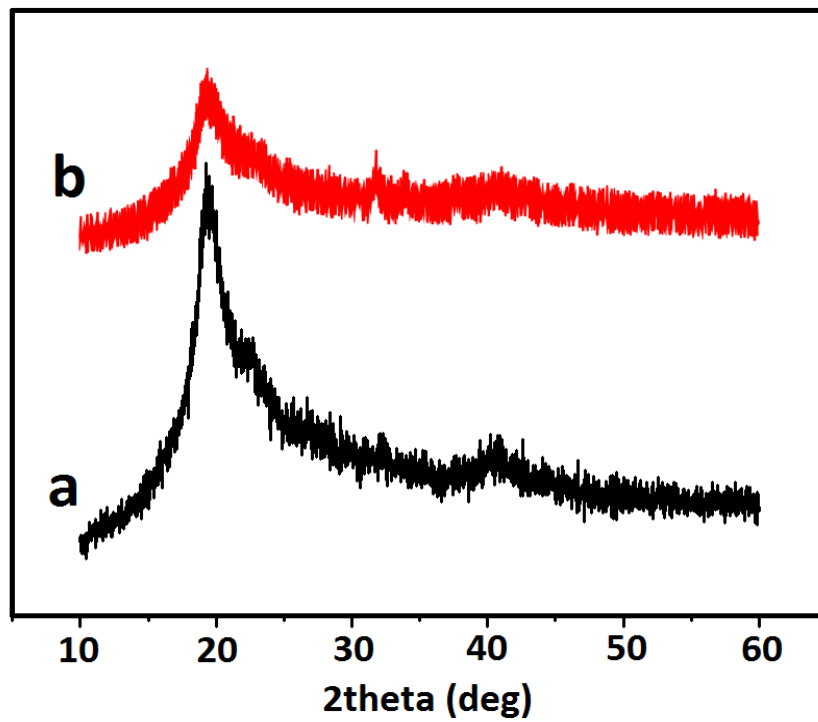
**Fig.S3.** <sup>13</sup>C NMR spectrum of 2-hydroxy-4-N-methylamidobenzoic acid (HMA) monomer.



**Fig. S4.** FTIR spectra of (a) PVA, and (b) PVA-g-HMA copolymer.



**Fig.S5.** DSC thermograms of (a) PVA, and (b) PVA-g-HMA copolymer.



**Fig.S6.** XRD patterns of (a) PVA, and (b) PVA-g-HMA copolymer.